



**UNIONE EUROPEA**

Fondo sociale europeo



Regione  
Lombardia



---

POR FSE 2014-2020 / OPPORTUNITÀ E INCLUSIONE

# **Dote Unica Lavoro FSE POR 14-20**


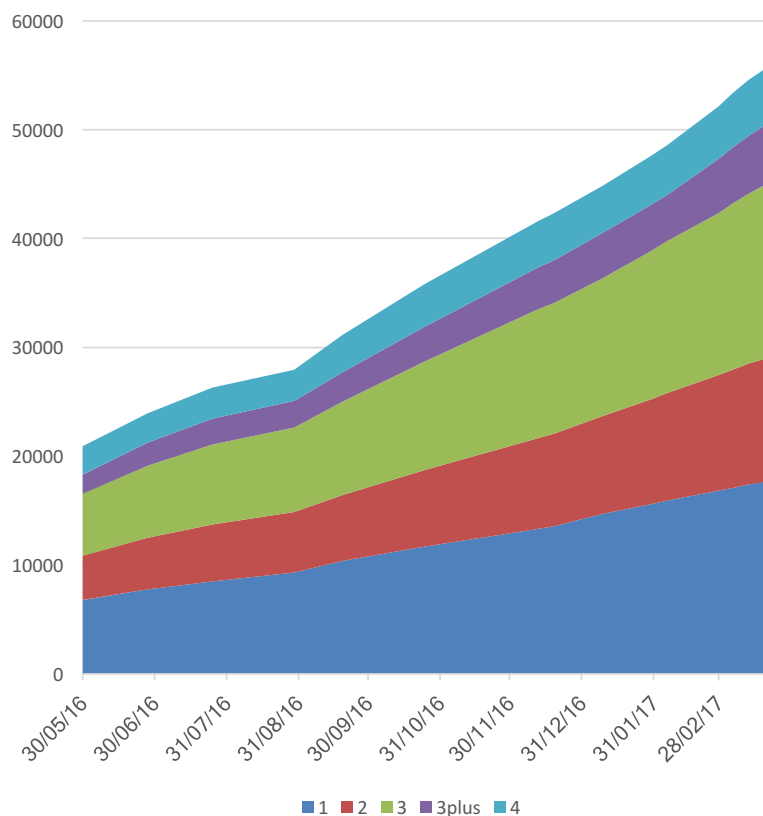
## **Monitoraggio**

---

Aggiornamento del 3 Aprile 2017

## DUL

### Andamento assegnazione doti per fascia



TOTALE PRENOTATO 101.880.926,49 €



57.745  
Doti prenotate



1.611,87 €  
Valore medio della dote



207  
Operatori accreditati coinvolti

## Prenotato per fascia



FASCIA 1

13.859.660,60 €



FASCIA 2

16.543.526,72 €



FASCIA 3

39.491.811,73 €

Prenotato a oggi  
69.894.999,05 €



FASCIA 3  
PLUS

26.882.979,58 €

Prenotato ad oggi  
26.882.979,58 €



FASCIA 4

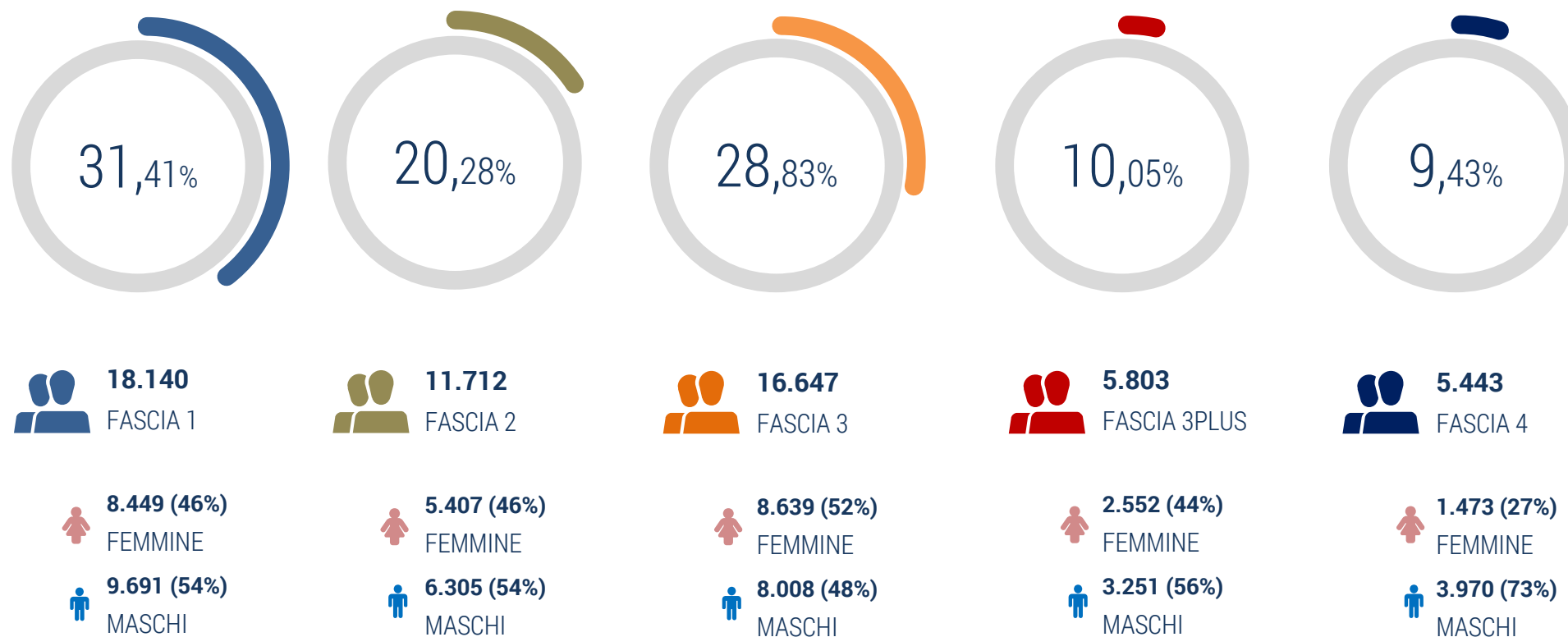
5.102.947,86 €

Prenotato ad oggi  
5.102.947,86 €

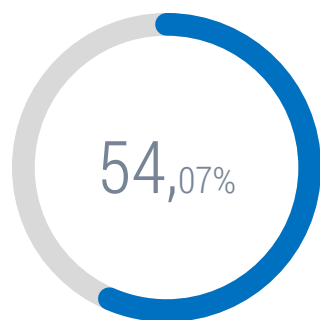
## Destinatari per provincia

Provincia	Fascia 1	Fascia 2	Fascia 3	Fascia 3 Plus	Fascia 4	TOT	%
<b>BG</b>	1.196	1.059	2.098	819	154	5.326	9,2%
<b>BS</b>	1.662	1.187	1.719	875	210	5.653	9,8%
<b>CO</b>	812	505	735	97	211	2.360	4,1%
<b>CR</b>	503	299	438	50	13	1.303	2,3%
<b>LC</b>	707	413	371	56	81	1.628	2,8%
<b>LO</b>	385	256	373	48	46	1.108	1,9%
<b>MB</b>	1.693	936	1.504	512	1.745	6.390	11,1%
<b>MI</b>	7.785	5.055	6.307	1.996	2.584	23.727	41,1%
<b>MN</b>	826	526	859	163	135	2.509	4,3%
<b>PV</b>	857	438	617	791	58	2.761	4,8%
<b>SO</b>	85	98	219	50	41	493	0,9%
<b>VA</b>	1.629	940	1.407	346	165	4.487	7,8%
<b>Totale complessivo</b>	<b>18.140</b>	<b>11.712</b>	<b>16.647</b>	<b>5.803</b>	<b>5.443</b>	<b>57.745</b>	<b>100,0%</b>

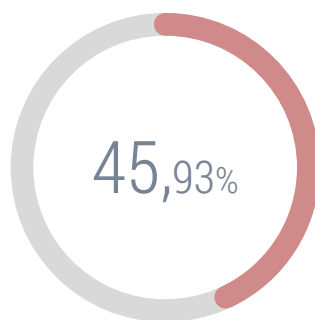
## Destinatari per fascia



## Destinatari per genere

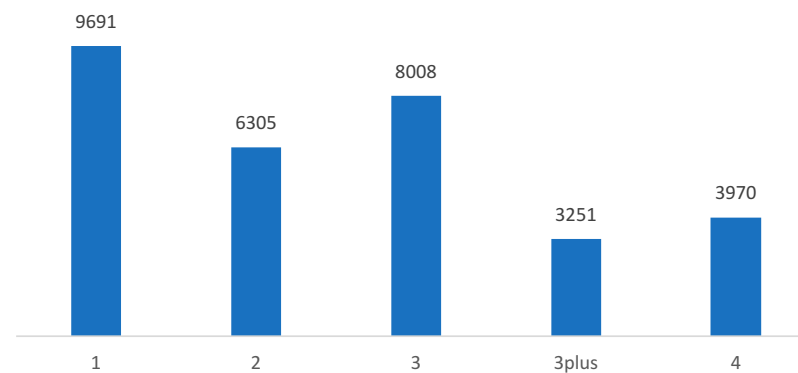


**31.225**  
MASCHI

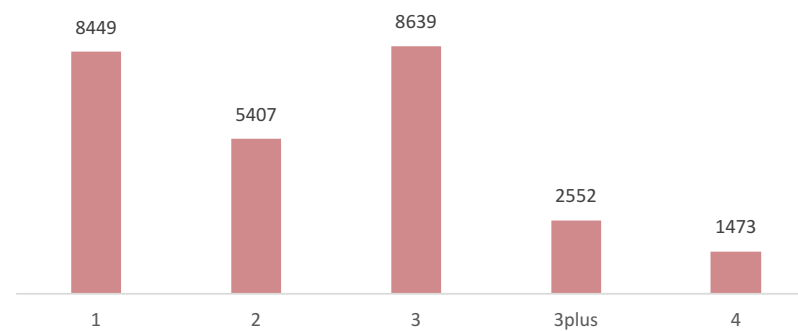


**26.520**  
FEMMINE

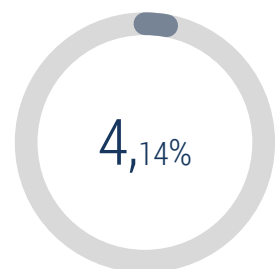
MASCHI PER FASCIA



FEMMINE PER FASCIA



## Destinatari per età



**2.391**  
Età 15-24

**901 (38%)**  
FEMMINE

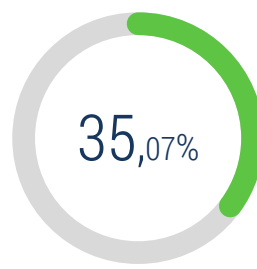
**1.490 (62%)**  
MASCHI



**12.020**  
Età 25-34

**5.648 (47%)**  
FEMMINE

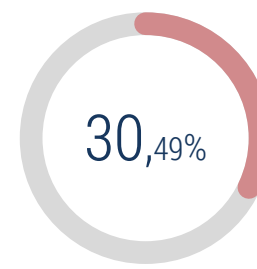
**6.372 (53%)**  
MASCHI



**20.253**  
Età 35-44

**9.902 (49%)**  
FEMMINE

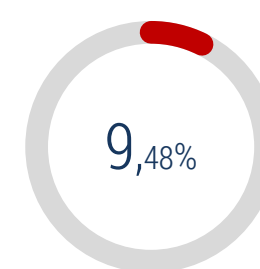
**10.351 (51%)**  
MASCHI



**17.606**  
Età 45-54

**8.046 (45%)**  
FEMMINE

**9.560 (55%)**  
MASCHI

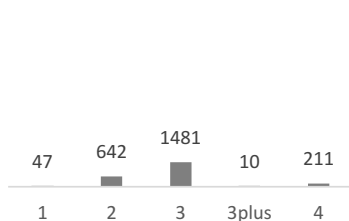


**5.475**  
Età >55

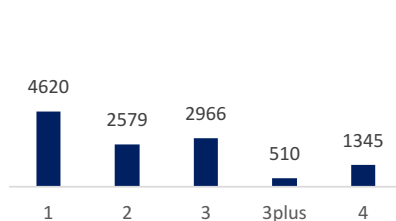
**2.023 (37%)**  
FEMMINE

**3.452 (63%)**  
MASCHI

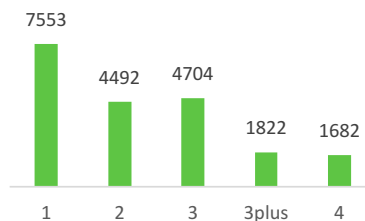
ETA' 15-24 PER FASCIA



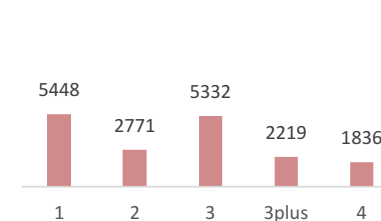
ETA' 25-34- PER FASCIA



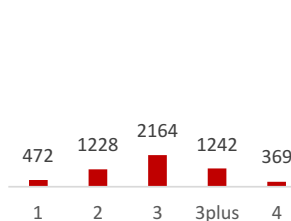
ETA' 35-44 PER FASCIA



ETA' 45-54 PER FASCIA



ETA' >55 PER FASCIA



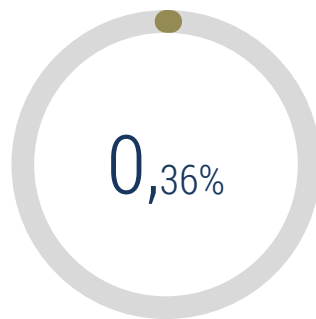
## Destinatari per condizione occupazionale



 **52.340**  
DISOCCUPATI


 **25.093 (48%)**  
FEMMINE

 **27.247 (52%)**  
MASCHI



 **209**  
NON OCCUPATI

 **144 (70%)**  
FEMMINE

 **65 (30%)**  
MASCHI

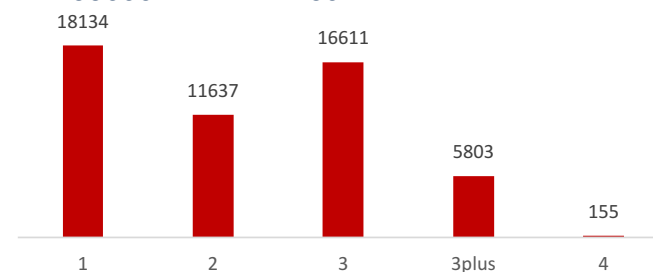


 **5.196**  
OCCUPATI

 **1.283 (25%)**  
FEMMINE

 **3.913 (75%)**  
MASCHI

DISOCCUPATI PER FASCIA



NON OCCUPATI PER FASCIA

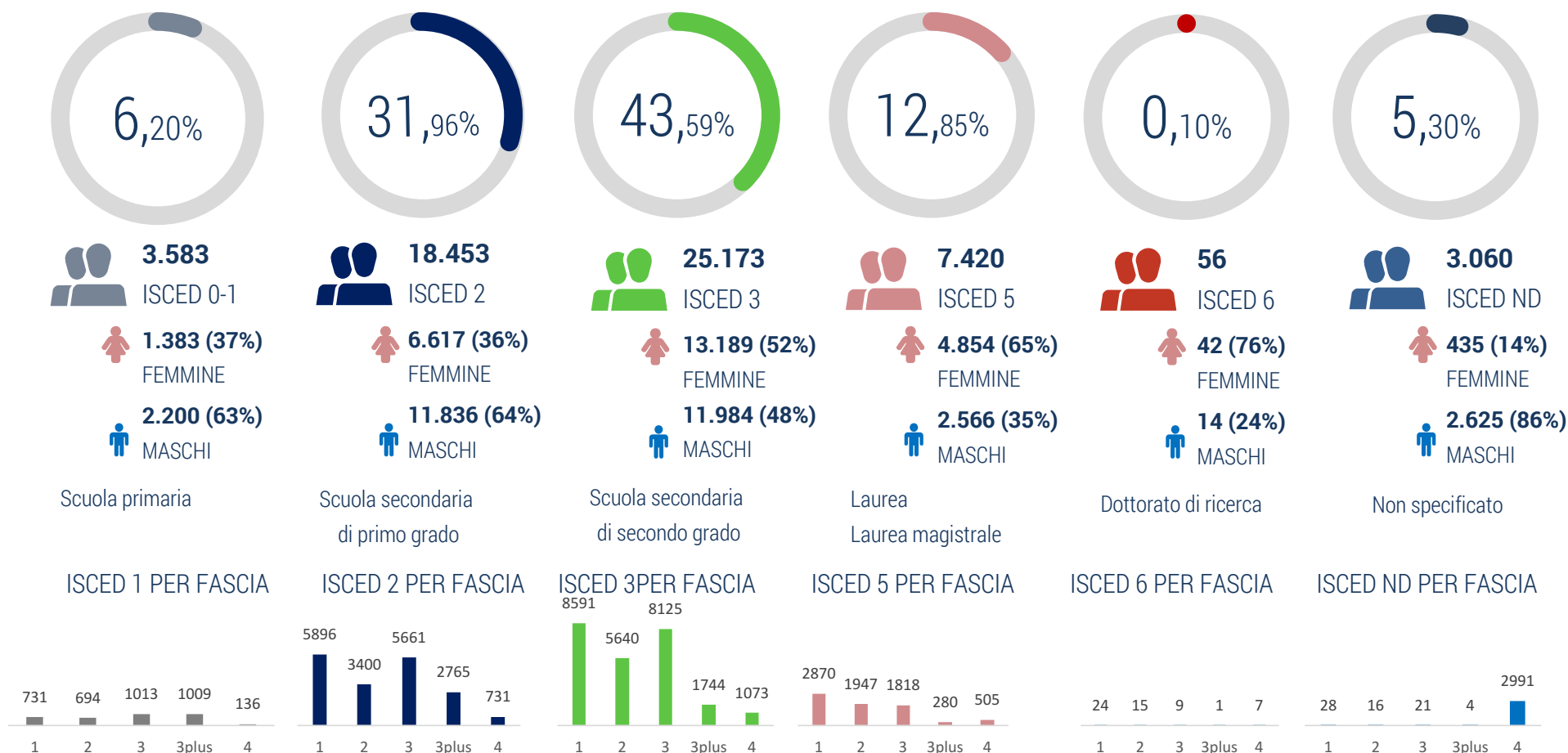


OCCUPATI PER FASCIA





## Destinatari per titolo di studio



## Destinatari per operatore



### OPERATORI TOP 10 PER DOTI PRENOTATE

Operatori	N. Doti	Prenotato	% SU TOT
APL	7.478	9.910.515,71 €	10,65%
APL	4.188	5.820.587,52 €	6,25%
APL	3.443	4.129.832,22 €	4,44%
APL	2.822	4.142.931,70 €	4,45%
APL	2.408	2.981.907,22 €	3,20%
AFOL	2.059	4.573.699,76 €	4,91%
AFOL	1.478	2.974.323,46 €	3,20%
ALTRO	1.459	3.470.702,30 €	3,73%
AFOL	1.296	2.525.798,46 €	2,71%
ALTRO	1.251	2.175.061,68 €	2,34%



**UNIONE EUROPEA**  
Fondo sociale europeo



Regione  
Lombardia



---

P O R F S E 2 0 1 4 - 2 0 2 0 / O P P O R T U N I T À E I N C L U S I O N E